

Click to
ORDER
samples

AMES450-NZ



Enclosed

The new AMES450-NZ is a brand-new AC/DC converter that offers much greater cost effectiveness due to material normalization and production automation also leading to improved reliability and performance. Offering a commercial input voltage range of 90-132VAC / 180-264VAC and an output voltage range from 12-60V, this series will offer many benefits to your new system design.

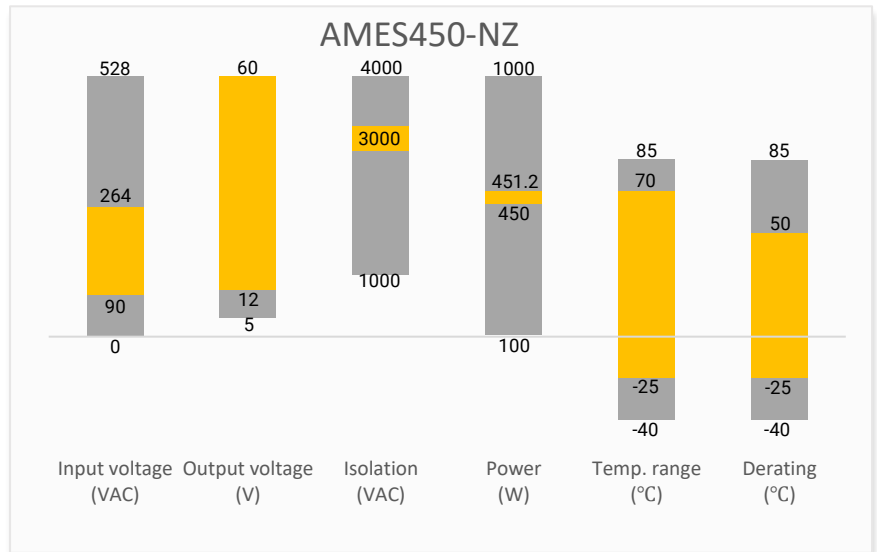
This new series offers great operating temperatures, from -25°C to 70°C also features an isolation of 3000VAC for improved reliability and system safety. Furthermore, a higher MTBF of 287,600h, output short circuit protection (OSCP), output over-current protection (OCP), output over-voltage protection (OVP) and an over temperature protection (OTP) come standard with the series.

The AMES450-NZ is suitable for street lighting controls, grid power, LED, instrumentation, industrial controls, communication and civil applications.

Features

- Input voltage: 90 - 132VAC/180 - 264VAC
- Operating Temp: -25 °C to +70 °C
- High isolation voltage: 3000VAC
- Output short circuit, over-current, over-voltage, over-temperature protection
- Regulated Output

Summary



Training



Product Training Video
(click to open)



Press Release

Coming Soon!

Application Notes

Applications



Power Grid



Industrial



Telecom



Instrumentation

Models & Specifications

Single Output

Model	Input Voltage (VAC/VAC/Hz) *	Max Output Wattage (W)	Output Voltage (V)	Output Current max (A)	Maximum capacitive load (μF)	Average Efficiency Typ. (%)
AMES450-12SNZ-P	90-132/180-264/47-63	450	12	37.5	20000	87
AMES450-15SNZ-P	90-132/180-264/47-63	450	15	30	10000	90
AMES450-24SNZ-P	90-132/180-264/47-63	451.2	24	18.8	8000	87.5
AMES450-36SNZ-P	90-132/180-264/47-63	450	36	12.5	6000	90.5
AMES450-48SNZ-P	90-132/180-264/47-63	451.2	48	9.4	4000	88
AMES450-60SNZ-P	90-132/180-264/47-63	450	60	7.5	1000	87

Note: The "-P" suffix indicates a terminal protective cover (ex. AMES450-12SNZ-P). For optional conformal coating, add "Q" after the "-P" (ex. AMES450-12SNZ-PQ is conformal coated version with terminal protective cover).

* The input voltage needs to be selected by a switch.

Parameters	Conditions	Typical	Maximum	Units
Input current	115VAC	10	--	A
	230VAC	5.8	--	A
Inrush current	cold start, 115VAC	100	--	A
	cold start, 230VAC	100	--	A
Leakage current	240VAC	--	2.5	mA

Output Specifications

Parameters	Conditions	Typical	Maximum	Units
Voltage accuracy	Full load, 12V output	±1.5	--	%
	Full load, others	±1	--	%
Line regulation	Full load	±0.5	--	%
Load regulation	0-100% load, 12V output	±1	--	%
	0-100% load, Others	±0.5	--	%
Ripple & Noise*	12V,15V, 24V output	200	--	mV p-p
	36V output	240	--	mV p-p
	48V, 60V output	360	--	mV p-p
Start-up time	115VAC, Full load	2	--	Sec
	230VAC, Full load	2	--	Sec
Hold up time	115VAC, Full load	12	--	ms
	230VAC, Full load	16	--	ms

* Ripple and Noise are measured at 20MHz bandwidth with a 47μF electrolytic capacitor and a 0.1μF ceramic capacitor. Please refer to the application note for specific details.

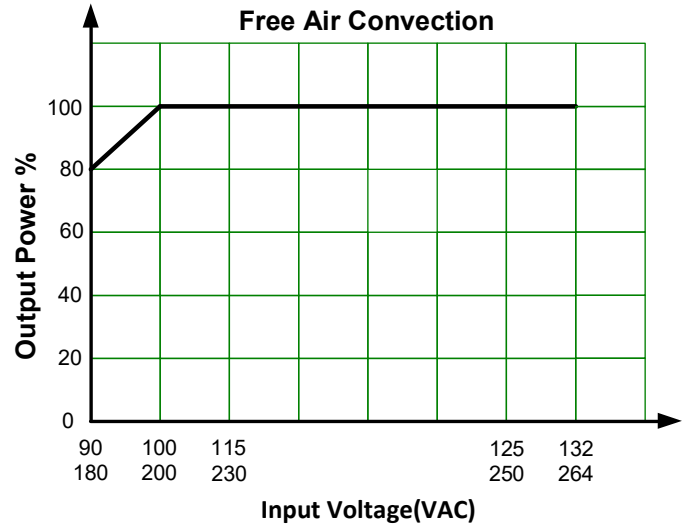
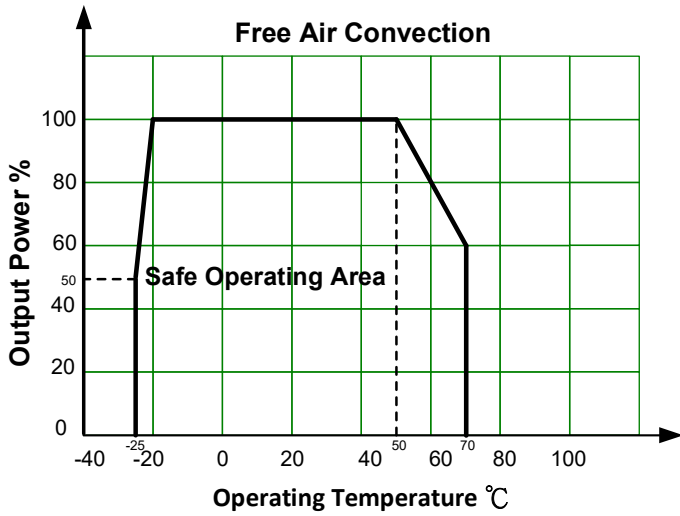
Isolation Specifications

Parameters	Conditions	Typical	Rated	Units
Tested I/O voltage	60 sec	--	3000	VAC
Tested Input to GND voltage	60 sec	--	2000	VAC
Tested Output to GND voltage	60 sec	--	500	VAC
Resistance (I/O, I/O to GND)	500VDC	--	100	MΩ

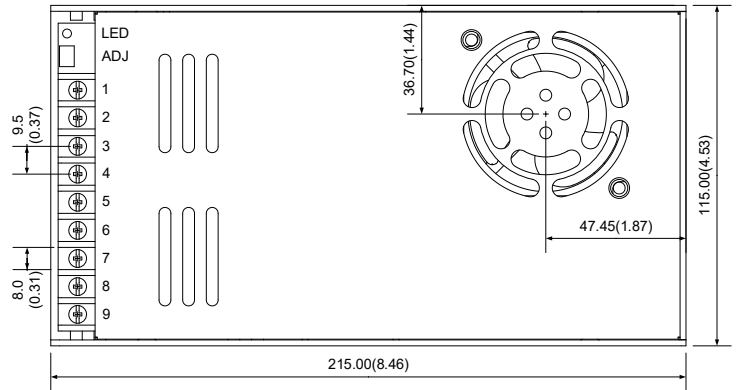
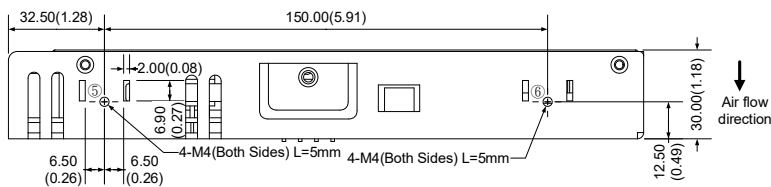
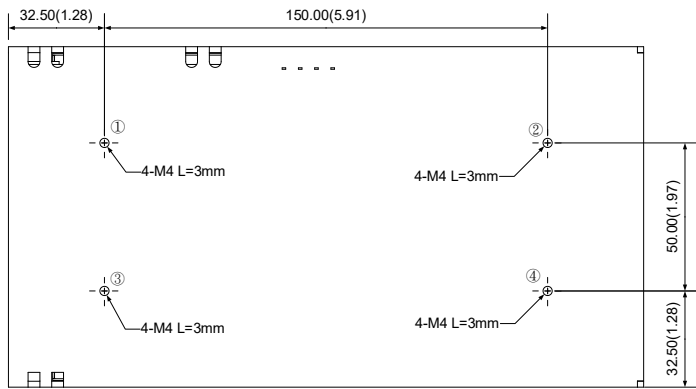
General Specifications				
Parameters	Conditions	Typical	Maximum	Units
Protection class	Class I			
Overvoltage category	OVC II			
Over Current protection	Hiccup, Auto recovery	≥ 105	150	% of Iout
Over voltage protection	Constant current limiting, Auto recovery	≥ 115	135	% of Vout
Over temperature protection	Hiccup, Auto recovery			
Short circuit protection	Hiccup, Continuous, Auto recovery			
Operating temperature	See derating graph	-25	70	°C
Storage temperature	--	-40	85	°C
Power derating	45 °C to 70 °C, 5V output	2		% / °C
	50 °C to 70 °C, other outputs	2		% / °C
	90VAC ~ 100VAC	2		% / VAC
	180VAC ~ 200VAC	1		% / VAC
Ambient temperature derating	Operating altitude > 2000m	5		°C / 1000m
Temperature coefficient	0 ~ 50°C	±0.03	--	% / °C
Cooling	Forced air convection (RTH3≥50°C FAN ON, RTH3≤40°C FAN OFF)			
Humidity	Non-condensing	≥ 10	95	% RH
	Non-condensing, Operating	≥ 20	90	% RH
Vibration	10~ 500Hz, 5G 10min./1cycle, 60min. each along X, Y, Z axes			
Case material	Metal (Aluminum / steel)			
Weight	--	680	--	g
Dimensions (L x W x H)	8.46 x 4.53 x 1.18inch (215.0 x 115.0 x 30.0mm)			
MTBF	> 287 600 hrs (MIL-HDBK -217F, t=+25°C)			
NOTE: All specifications in this datasheet are measured at an ambient temperature of 25°C, humidity<75%, nominal input voltage and at rated output load unless otherwise specified.				

Safety Specifications		
Parameters		
Agency approval	UL62368-1	
Standards	Information technology Equipment	Designed to meet BS EN/EN62368-1, EN/EN61558-1, EN60335-1
	EMC Emission	Compliance to BS EN/EN55032 (CISPR32), Class B, BS EN/EN55035, BS EN/EN61000-3-2, BS EN/EN61000-3-3
	EMC Immunity	Compliance to BS EN/EN61000-4-2,3,4,5,6,8, CriteriaA BS EN/EN61000-4-11, Criteria B

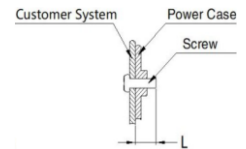
Derating



Dimensions



Note:
Unit: mm(inch)
ADJ: Output adjustable resistor
Wire gauge: 22-12AWG
Connector tightening torque: M3.5, 0.8N-m
General tolerance: $\pm 1.0(0.04)$
At least one of the ① - ⑥ location must be connected to PE



Switch	AC Input
115V	90-132VAC
230V	180-264VAC

Position	Screw Spec.	L(max)	Torque(max)
	M4	5mm	0.9N · m
	M4	3mm	0.9N · m

Pin Output Specifications	
Pin	Single
1	+V Output
2	+V Output
3	+V Output
4	-V Output
5	-V Output
6	-V Output
7	PE GND
8	AC Input (N)
9	AC Input (L)

NOTE: 1. Datasheets are updated as needed and as such, specifications are subject to change without notice. Once printed or downloaded, datasheets are no longer controlled by Aimtec; refer to www.aimtec.com for the most current product specifications. 2. Product labels shown, including safety agency certifications on labels, may vary based on the date manufactured. 3. Mechanical drawings and specifications are for reference only. 4. All specifications are measured at an ambient temperature of 25°C, humidity<75%, nominal input voltage and at rated output load unless otherwise specified. 5. Aimtec may not have conducted destructive testing or chemical analysis on all internal components and chemicals at the time of publishing this document. CAS numbers and other limited information are considered proprietary and may not be available for release. 6. This product is not designed for use in critical life support systems, equipment used in hazardous environments, nuclear control systems or other such applications which necessitate specific safety and regulatory standards other the ones listed in this datasheet. 7. Warranty is in accordance with Aimtec's standard Terms of Sale available at www.aimtec.com.