

Click to  
**ORDER**  
samples

**AMES350-NZ**



The AMES350-NZ is an AC/DC converter that offers great cost effectiveness due to material normalization and production automation also leading to improved reliability and performance. It features both a universal AC input of 90-132VAC / 180-264VAC as well as a DC input voltage range of 240-370VDC. They offer great EMC performance and meet EN/IEC62368 safety standards.

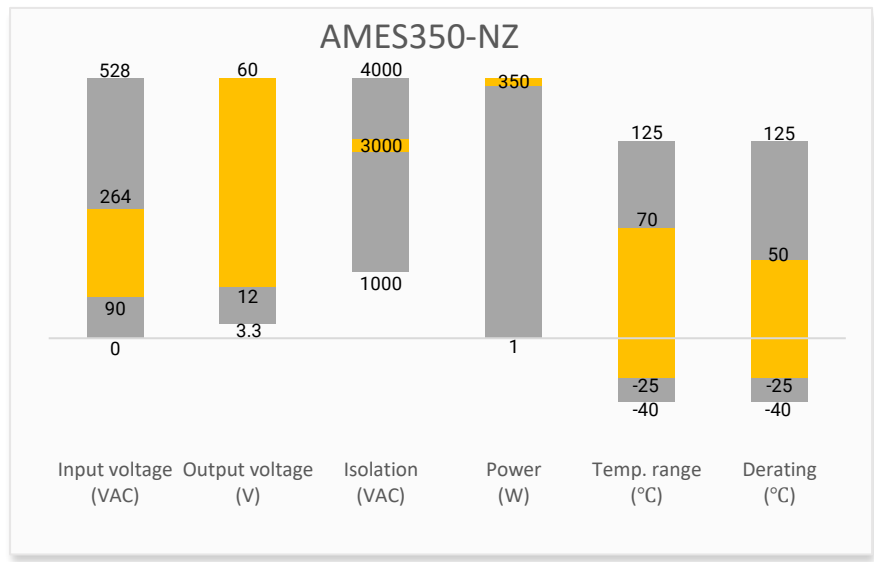
This series offers great operating temperatures, from -25°C to 70°C and also features an isolation of 3000VAC for improved reliability and system safety. Furthermore, a high MTBF of 3 540khrs, output short circuit protection (OSCP), output over-current protection (OCP), output over-voltage protection (OVP) and over-temperature protection (OTP) come standard with the series.

The AMES350-NZ is suitable for street lighting controls, grid power, instrumentation, industrial controls, communication, and civil applications.


**Features**

- Universal Input: 90 – 132VAC/180 – 264VAC or 240-370VDC
- Operating Temp: -25 °C to +70 °C
- High isolation voltage: Up to 3000VAC
- Low ripple & noise, 200mV(p-p) typ.
- Output short circuit, over-current, over-voltage and over-temperature protection
- Regulated Output
- Surge immunity: 300VAC for 5s

**Summary**



**Training**



Product Training Video  
(click to open)

 Press Release

 Coming Soon!

Application Notes

**Applications**



Power Grid



Industrial



Telecom



Instrumentation

## Models & Specifications

### Single Output

Model	Input Voltage (VAC/VAC/Hz)*	Input Voltage (VDC)*	Max Output Wattage (W)	Output Voltage (V)	Output Voltage Adjustable Range (V)	Output Current (A)	Efficiency @230VAC (%)
AMES350-12SNZ-P	90-132/180-264/47-63	240-370	348	12	10.2-13.8	29	85
AMES350-15SNZ-P	90-132/180-264/47-63	240-370	345	15	13.5 -18	23	86
AMES350-24SNZ-P	90-132/180-264/47-63	240-370	350.4	24	21.6 - 28.8	14.6	88
AMES350-36SNZ-P	90-132/180-264/47-63	240-370	349.2	36	32.4 - 39.6	9.7	88.5
AMES350-48SNZ-P	90-132/180-264/47-63	240-370	350.4	48	43.2 -52.8	7.3	88.5
AMES350-60SNZ-P	90-132/180-264/47-63	240-370	350.4	60	54 - 66	5.84	89

Note: The “-P” suffix indicates a terminal protective cover and conformal coating (ex. AMES350-12SNZ-P).

\* Switch needs to be set to 230V.

### Input Specifications

Parameters	Conditions	Typical	Maximum	Units
Input current	115VAC	10		A
	230VAC	5.3		A
Inrush current	115VAC, Cold start	75		A
	230VAC, Cold start	80		A
Leakage	240VAC		2	mA

### Output Specifications

Parameters	Conditions	Typical	Maximum	Units
Voltage accuracy	Full load, 12V output	±1.5		%
	Full load, 15V,24V,36V,48V, 60V output	±1		%
Line regulation	Full load	±0.5		%
Load regulation	0-100% load	±1		%
Ripple & Noise*	12V,15V,24V output	150		mV p-p
	36V,48V, 60V output	200		mV p-p
Hold up time	115VAC	12		ms
	230VAC	16		ms

\* Ripple and Noise are measured at 20MHz bandwidth with a 47μF electrolytic capacitor and a 0.1μF ceramic capacitor. Please refer to the application note for specific details.

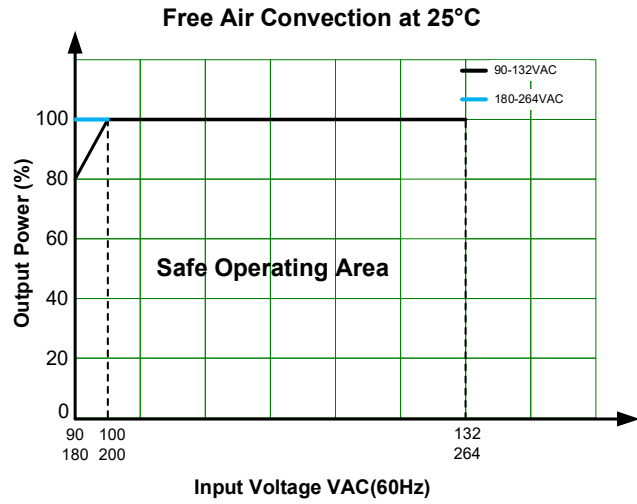
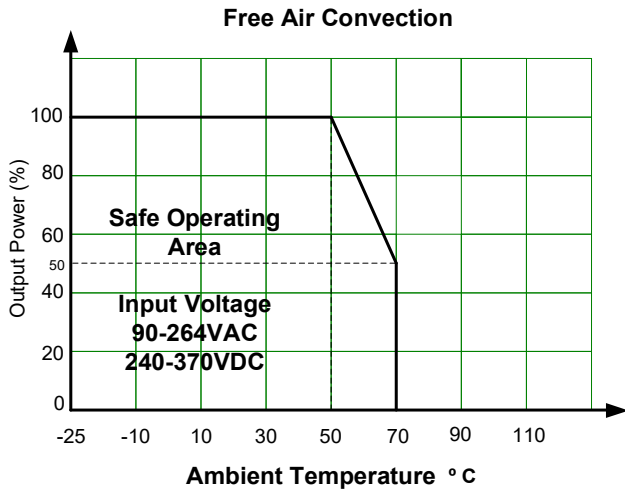
### Isolation Specifications

Parameters	Conditions	Typical	Rated	Units
Tested I/O voltage	60 sec, leakage current < 5mA		3000	VAC
Tested Input to GND voltage	60 sec, leakage current < 3mA		2000	VAC
Tested Output to GND voltage	60 sec, leakage current < 3mA		500	VAC
Resistance (I/O, I/O to GND)	500VDC		100	MΩ

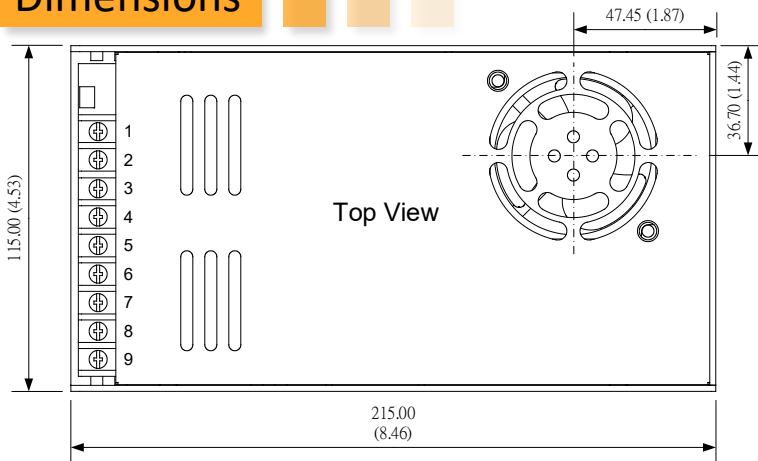
General Specifications				
Parameters	Conditions	Typical	Maximum	Units
Over voltage category	OVC II			
Over Current protection	Hiccup, Auto recovery, 12V/15V/24V/36V output	≥ 110	150	% of Iout
	Shut down and latch off, Manual recovery, 48V/60V output	≥ 110	150	% of Iout
Over voltage protection	Hiccup, Auto recovery, 12V/15V/24V/36V output	≥ 115	135	% of Vout
	Shut down and latch off, Manual recovery, 48V/60V output	≥ 115	135	% of Vout
Over temperature protection	Hiccup, Auto recovery, 12V/15V/24V/36V output			
	Shut down and latch off, Manual recovery, 48V/60V output			
Short circuit protection	Hiccup, Continuous, Auto recovery			
Operating temperature	See derating graph	-25 to +70		°C
Storage temperature		-40 to +85		°C
Power derating	50 °C to 70 °C	2.5		% / °C
	90VAC ~ 100VAC	2		% / VAC
Temperature coefficient	0~50°C	±0.03		% / °C
Cooling	Forced air cooling			
Humidity	Non-condensing, Storage	≥ 10	95	% RH
	Non-condensing, Operating	≥ 20	90	% RH
Case material	Metal			
Weight		680		g
Dimensions (L x W x H)	8.46 x 4.53 x 1.18inch (215.0 x 115.0 x 30.0mm)			
MTBF	>3 540khrs min. Telcordia SR-332 (Bellcore)			
NOTE: All specifications in this datasheet are measured at an ambient temperature of 25°C, humidity<75%, nominal input voltage and at rated output load unless otherwise specified.				

Safety Specifications		
Parameters		
Agency Approvals	UL 62368-1	
Standards	Information technology Equipment	Designed to meet EN62368-1, EN60335-1, EN61558-1
	EMC - Conducted and radiated emission	CISPR32 / EN55032, class A
		EN55035
		EN6100-3-2 EN61000-3-3
	Electrostatic Discharge Immunity	EN 61000-4-2
	RF, Electromagnetic Field Immunity	EN 61000-4-3
	Electrical Fast Transient/Burst Immunity	EN 61000-4-4
	Surge Immunity	EN 61000-4-5
	RF, Conducted Disturbance Immunity	EN 61000-4-6
Power Frequency Magnetic Field Immunity	EN 61000-4-8	
Voltage dips, Short Interruptions Immunity	EN 61000-4-11	

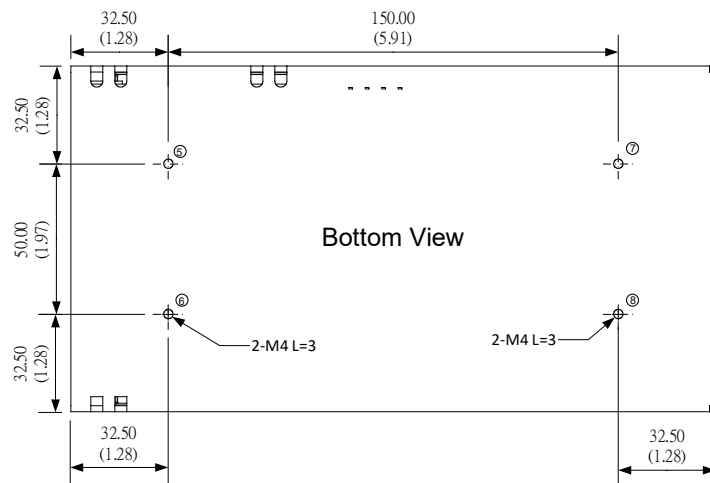
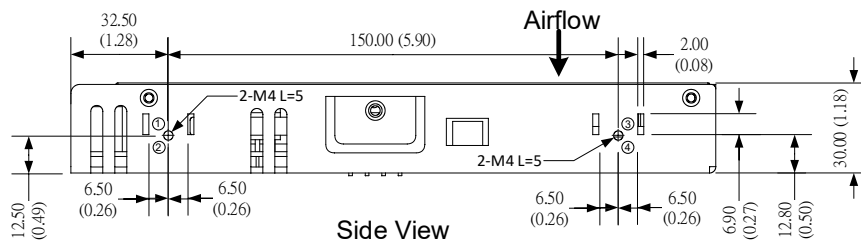
Derating



## Dimensions



Pin Output Specifications	
Pin	Single
1	+V Output
2	+V Output
3	+V Output
4	-V Output
5	-V Output
6	-V Output
7	GND
8	AC Input (N)
9	AC Input (L)



**Note:**

Unit: mm(inch)

Wire gauge: 22-12AWG

Screw terminal tightening torque: M3.5, 0.8N-m

Mounting screw tightening torque: M4, 0.9N-m

General tolerance:  $\pm 1.0(\pm 0.04)$

At least one of the ① - ⑧ location must be connected to PE

**NOTE:** 1. Datasheets are updated as needed and as such, specifications are subject to change without notice. Once printed or downloaded, datasheets are no longer controlled by Aimtec; refer to [www.aimtec.com](http://www.aimtec.com) for the most current product specifications. 2. Product labels shown, including safety agency certifications on labels, may vary based on the date manufactured. 3. Mechanical drawings and specifications are for reference only. 4. All specifications are measured at an ambient temperature of 25°C, humidity<75%, nominal input voltage and at rated output load unless otherwise specified. 5. Aimtec may not have conducted destructive testing or chemical analysis on all internal components and chemicals at the time of publishing this document. CAS numbers and other limited information are considered proprietary and may not be available for release. 6. This product is not designed for use in critical life support systems, equipment used in hazardous environments, nuclear control systems or other such applications which necessitate specific safety and regulatory standards other the ones listed in this datasheet. 7. Warranty is in accordance with Aimtec's standard Terms of Sale available at [www.aimtec.com](http://www.aimtec.com).